


# FITTING INSTRUCTIONS FOR EURO CARGO DAY CABS

## Part No 01015Euro-Day, 01016Euro-Day, 01018Euro-Day

1. Remove the two black plastic plugs from rear of cab roof. Fill the tapped holes with sealant and place the Roof Support Frame in position. Loosely bolt the Roof Support Frame and the Rear Mounting Brackets to the cab roof through the two outer slots in the frame. (Refer photo).

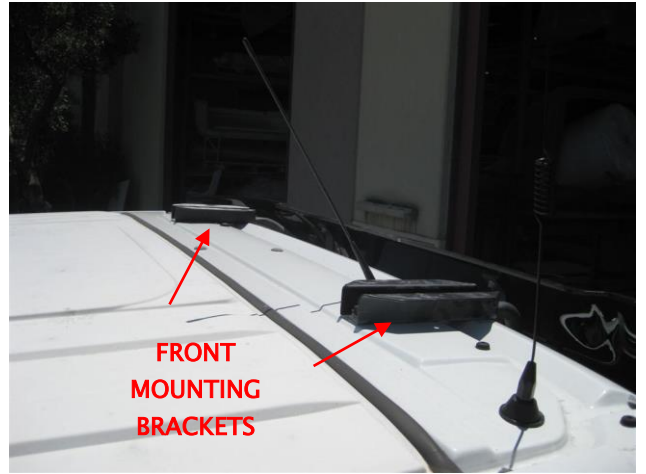



REAR BOLTING  
BRACKET

You will need:

Rear support frame	1
Rear bolting bracket	2
8mm x 60mm hex hd set screw	2
5/16" spring washer	2
5/16" x 1" flat washer	2
PVC spacer	2

2. Remove the bolts from the sunvisor frames and slide the Front Mounting Brackets under the sunvisor frame (on top of the rubber mounts). Fill the tapped holes with sealant and bolt these to the roof tightly.



You will need:

Front mounting bracket	2
8mm x 35mm hex hd set screw	4
5/16" spring washer	4
5/16" x 1" flat washer	4

3. Place Fuelscoop on the cab roof so the Rear Bolting Brackets slide through the slots in the rear of the scoop. Clamp the Rear Bolting Brackets to the rear flange at the required height, but don't bolt the scoop yet.



4. Measure the tapped hole positions of the Front Mounting Brackets on the inside of the scoop and drill 4 x 20mm holes. Bolt the front of the scoop to the Front Mounting Brackets.



You will need:

8mm Nyloc nuts	4
5/16" x 1 1/2" flat washer	4

5. Lift the rear of the Fuelscoop so that it sits approx 20mm above the cab roof. Clamp rear flange to Rear bolting bracket and drill out the four holes through each rear flange of Fuelscoop Plus. Bolt tightly.



You will need:

8mm x 25mm' hex hd set screw	8
8mm nyloc nut	8
5/16" x 1" flat washer	16

6. Tighten all bolts and clean down Fuelscoop



## PARTS LIST:

### **01015Euro–Day, 01016Euro–Day, 01018Euro–Day Fuelscoop to suit Eurocargo Slim Cab**

#### **1. To bolt front bolting brackets to cab roof:**

K405/35	8mm x 35mm hex hd set screw	4
K101/05	5/16" spring washer	4
K101/10	5/16" x 1" flat washer	4
K/01016/EURO(series II slim)	Front Mounting Bracket	2

#### **2. To bolt rear bolting brackets to cab roof:**

K405/50	8 x 60mm hex hd set screw	2
K101/10	5/16" x 1" flat washer	2
K101/05	5/16" spring washer	2
KMAN/07	10mm PVC spacer	2
K/01016/Euro/02	Eurocargo bolting bracket (rear)	2
K/01016/Euro/03	Rear Support Frame	1

#### **3. To bolt fuelscoop plus to front mounting bracket:**

K7023/01	M8 x 40 steel stud (screwed to front brackets)	4
K405/26	8mm nyloc nut	4
K405/28	5/16" x 1 1/2" flat washer	4

#### **4. To bolt fuelscoop plus to rear bolting brackets:**

K405/26	8mm nyloc nut	8
K101/10	5/16" x 1" flat washer	16
K405/26	8 x 25mm hex hd set screw	8